

Instructions for Consonant Blends

Flip Book Lesson(s)

L-Blend Words

[Bl] [Cl] [Fl] [Gl] [Pl] [Sl]

1. Print on 8.5 x 11 paper or cardstock. Laminate for future use.
2. Cut out all six rectangles. The rectangles are numbered [1-5] plus the title card.
3. Depending on the age of your child or student, either: 1) put the cards in numerical order (from 1-5) yourself; 2) assist your child in putting them in the correct order if they need help; or 3) have your child do it themselves if they can.
4. Start with having your student look at the pictures and the corresponding Bl-blend words.
5. Next, help them to read **verbally** (out loud) the Bl-blend word below the corresponding picture according to the directions in Step #6.
6. Start with the Bl-blend itself: The first card blend word is BLACK. Bl is the L-blend in the word *black*. See if your student can pronounce the Bl blend in the word black without saying the rest of the word. **"Bl"**

If they can't, help them by saying it yourself until they are able to repeat after you. **"Bl"** Say the word BLACK. Say it slowly at first, so they can hear the Bl sound in the word BLACK, and then gradually say the complete word as it is typically pronounced.

1. "Blll-ack" "Blll-ack" "Blll-ack"
2. "Black"
3. Continue like this with the rest of the L-blend word Flip Books:
[Bl, Cl, Fl, Gl, Pl, and Sl].


Flip Book Instructions

1. Put card [6] on the bottom.
2. Put card [5] on top of card [6].
3. Continue like this until you have card [1] on the top and the title card on top of the smallest card.
4. Staple the cards together or punch a hole in the top of each card and use a ring, string or yarn to tie everything together to make the Flip Book.
5. Color the pictures if desired.

BL


L-BLEND

[4]



block

[5]



blow

[3]



blind

[2]



blanket

[1]



black




SundanceKid
Press©

WWW.SUNDANCEKIDPRESS.ONLINE

CL

L-BLEND

[4]




clock

[5]




clown

[3]



climb

[2]



class

[1]



clap



SundanceKid
Press©

WWW.SUNDANCEKIDPRESS.ONLINE

FL

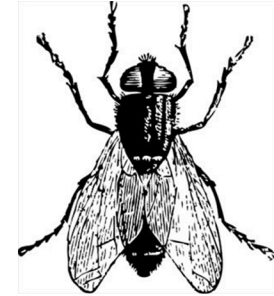
L-BLEND

[4]



flower

[5]



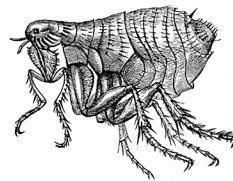
fly

[3]



flip

[2]



flea

[1]



flag




SundanceKid
Press©

WWW.SUNDANCEKIDPRESS.ONLINE

GL

L-BLEND

[4]




glove

[5]



glue

[3]



globe

[2]



glide

[1]



glass




SundanceKid
Press©

WWW.SUNDANCEKIDPRESS.ONLINE

PL


L-BLEND

[4]




plum

[5]



plus

[3]




plow

[2]



plant

[1]



plane



SundanceKid
Press©

WWW.SUNDANCEKIDPRESS.ONLINE

SL

L-BLEND

[3]



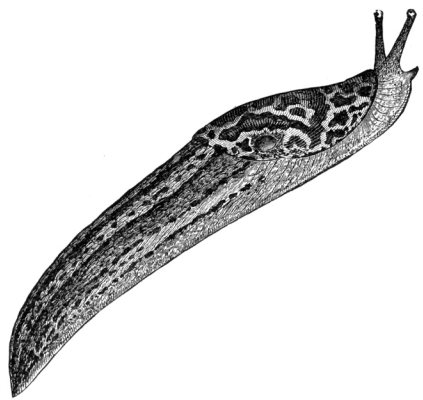
slide

[4]



sloth

[5]



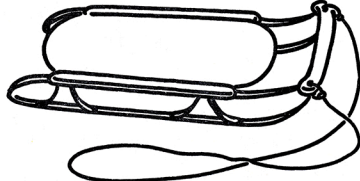
slug

[2]



sleep

[1]



sled

